


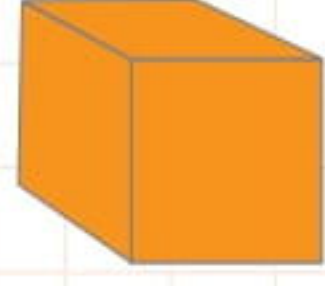
Ad-Soyad: \_\_\_\_\_

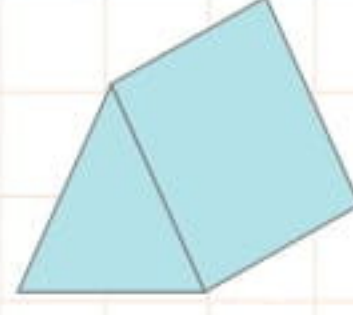
No: \_\_\_\_\_

## Geometrik Cisimler - 3

1. Altı tane eş kareden oluşan geometrik cismin altındaki kutucuğu işaretleyelim.



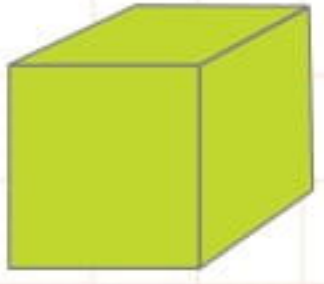





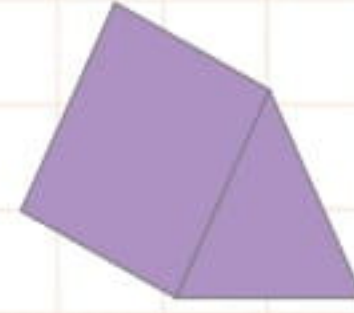


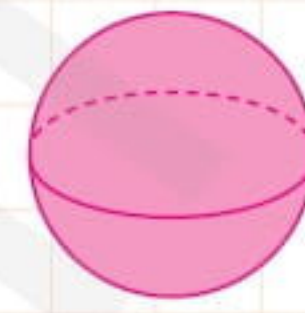



2. 8 köşesi olan geometrik cisimlerin altındaki kutucuğu işaretleyelim.





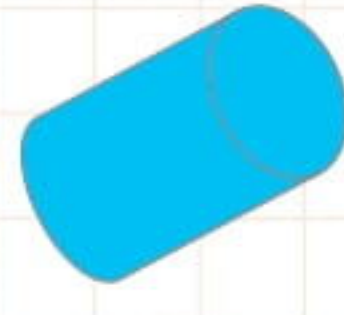




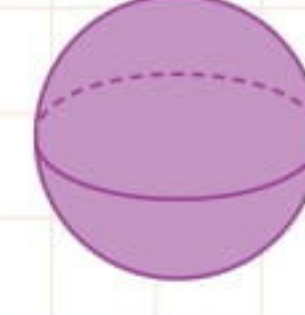



3. 5 yüzü olan geometrik cismin altındaki kutucuğu işaretleyelim.



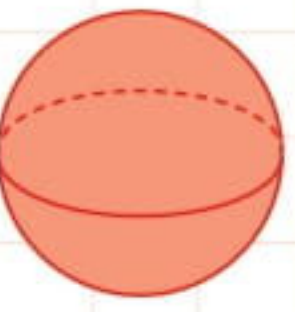


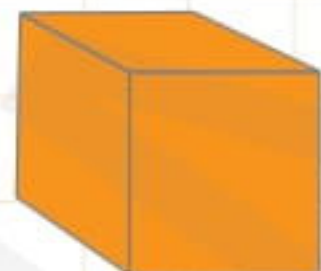







4. Köşesi olmayan geometrik cisimlerin altındaki kutucuğu işaretleyelim.





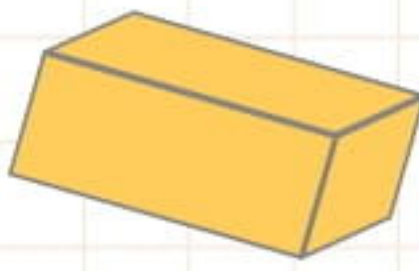


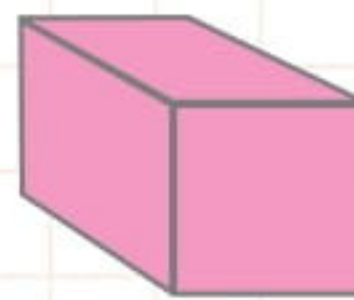


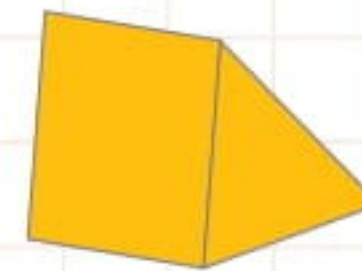


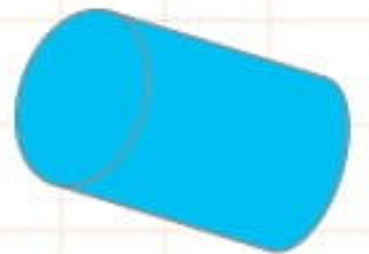

5. Çiziminde  kullanılan geometrik cisimlerin altındaki kutucuğu işaretleyelim.



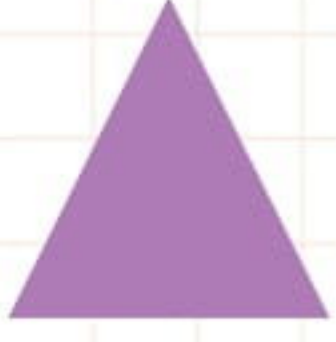
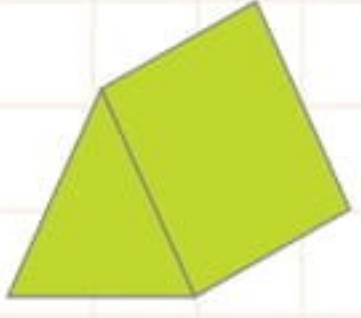









6. Yandaki şeklin çiziminde kullanılan geometrik şekillerin altındaki kutucuğu işaretleyelim.



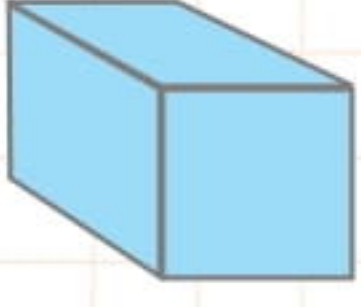









7. Yandaki şeklin çiziminde kullanılan geometrik şekillerin altındaki kutucuğu işaretleyelim.



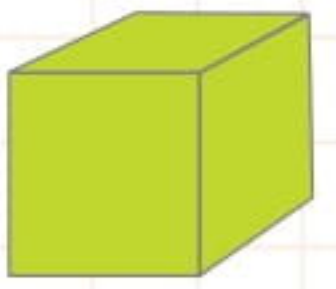


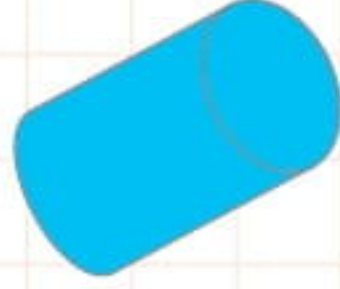




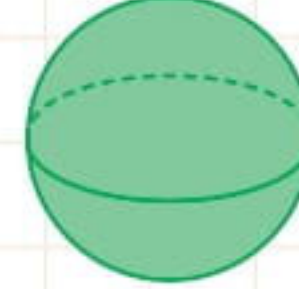



8. Köşe ve yüz sayısı aynı olan geometrik cisimlerin altındaki kutucuğu işaretleyelim.



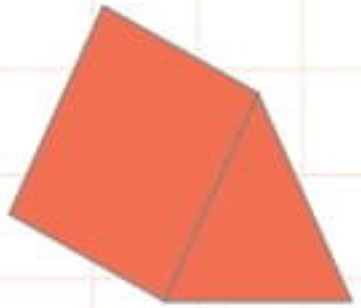




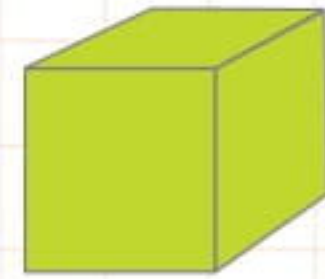


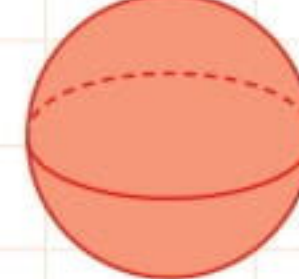



9. 2 yüzü olan geometrik cismin altındaki kutucuğu işaretleyelim.












10. Karşılıklı yüzleri kare olan geometrik cisimlerin altındaki kutucuğu işaretleyelim.

