



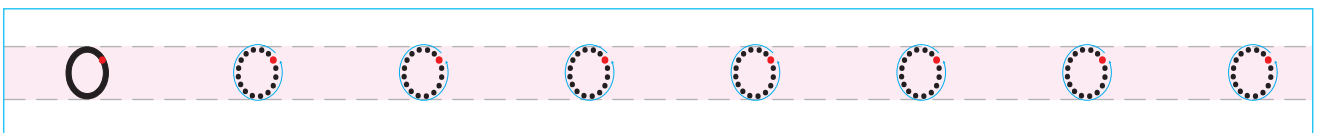
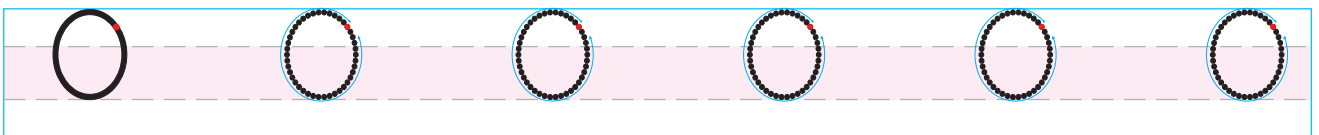
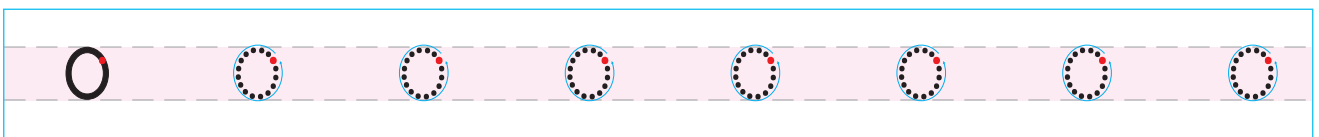
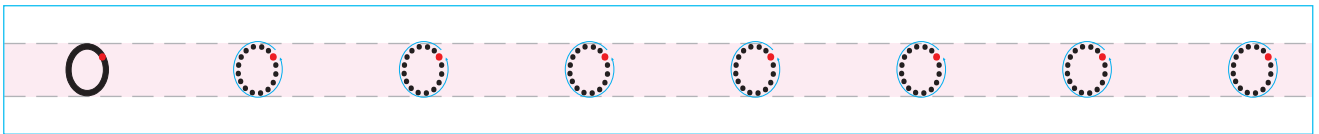
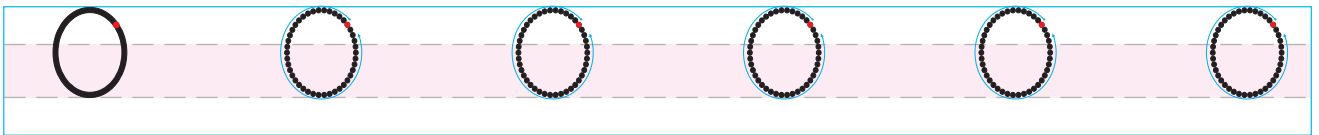
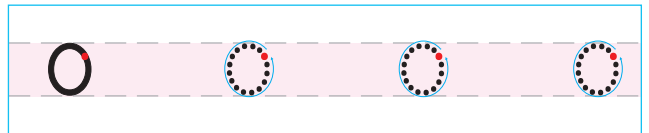
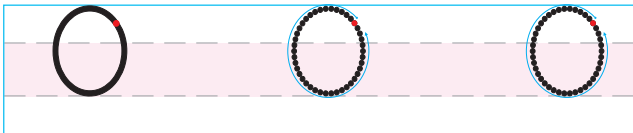
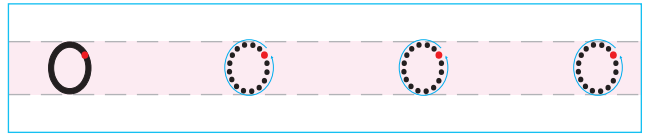
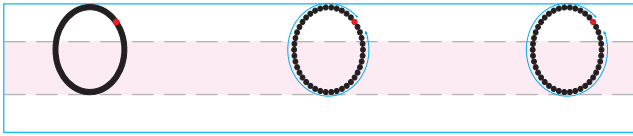
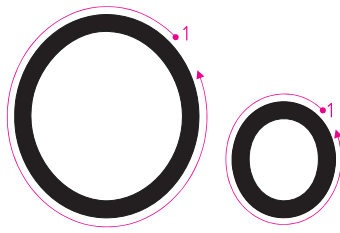
O o



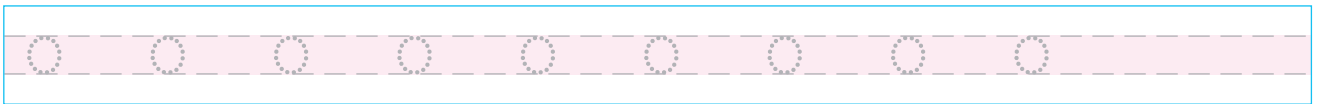
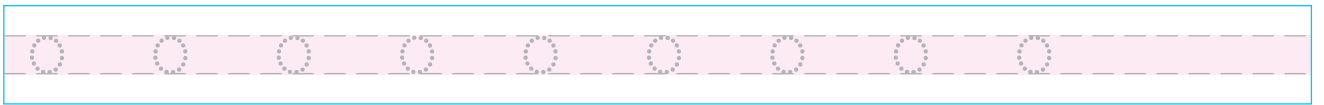

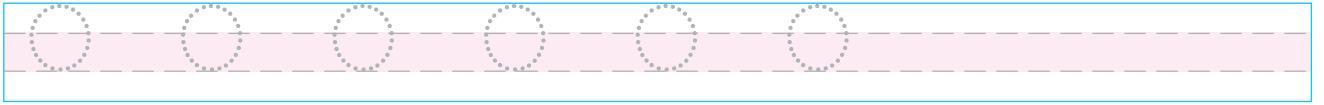
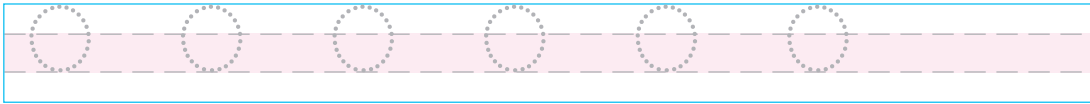





olta









radyo







 İsminde o sesi olan nesnelere işaretleyiniz.



o l → ol ol

o k → ok ok

o n → on on

n o → no no

o lan
olan
olan

o na
ona
ona

k o
ko
kon

ok ka
okka
okka

ko li
koli
koli

O koli ne? O koli ne?

Ona kon. Ona kon.

Ela ile ikili ol. Ela ile ikili ol.

ko l → kol kol

ko k → kok kok

kol la
kolla
kolla

kok la
kokla
kokla

Nalan kokla.

Nalan kokla.

On on on.

On on on.

Kon kon kon.

Kon kon kon.

Ona kon.

Ona kon.

Eline kon.

Eline kon.



Ona nane al.

Ona nane al.

İki koli nane al.

İki koli nane al.

Ali ile kol kola ol.

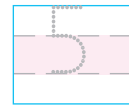
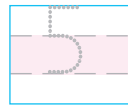
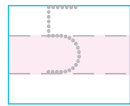
Ali ile kol kola ol.

Kekik kokla.

Kekik kokla.

Ona kalan ne?

Ona kalan ne?



5

5

5

5

5

5

5

5

5

5

Anne anneni kolla. Anne anneni kolla.

Okan anneni anla. Okan anneni anla.

O kek kekikli. O kek kekikli.



Eline kon. Eline kon. Eline kon.

Ali, Okan ile konakla.

Ali, Okan ile konakla.



Anne nane ile kekik al.

Anne nane ile kekik al.



Kollanan ne?

Kollanan ne?

İki kilo kekik al.

İki kilo kekik al.

Okan ikna ol.

Okan ikna ol.

İlke anneni ikna et.

İlke anneni ikna et.

Koli koli kek al.

Koli koli kek al.

İlke, ikna ol.

İlke ikna ol.

6



6



6



6



6

6

6

6

6

6

6

6

6

6

Ela kolon ne?

Ela kolon ne?

O keki al.

O keki al.

İlke, Nil'i kolla.

İlke, Nil'i kolla.

Ekil ekini kolla.

Ekil ekini kolla.

KİL

KİL

Ali kil al.

Ali kil al.

İki kilo kil al.

İki kilo kil al.

Kili elek ile ele.

Kili elek ile ele.

Ele, Ali ele.

Ele, Ali ele.

Kili ele.

Kili ele.

ol



ola



olan



olana

Handwriting practice line for 'ol'

Handwriting practice line for 'ola'

Handwriting practice line for 'olan'

Handwriting practice line for 'olana'

o



on



ona

Handwriting practice line for 'o'

Handwriting practice line for 'on'

Handwriting practice line for 'ona'

kon



kona



konan



konana

Handwriting practice line for 'kon'

Handwriting practice line for 'kona'

Handwriting practice line for 'konan'

Handwriting practice line for 'konana'

kol



kolla



kollan



kollanan

Handwriting practice line for 'kol'

Handwriting practice line for 'kolla'

Handwriting practice line for 'kollan'

Handwriting practice line for 'kollanan'

kok



kokla



koklan



koklanan

Handwriting practice line for 'kok'

Handwriting practice line for 'kokla'

Handwriting practice line for 'koklan'

Handwriting practice line for 'koklanan'

Koli koli kek al. Koli koli kek al.

Blank handwriting practice line

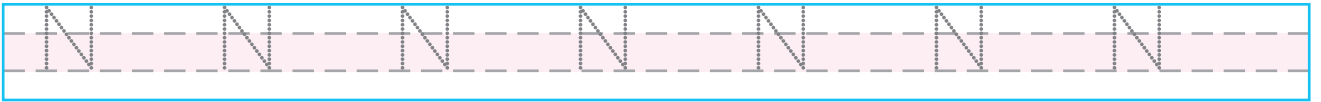
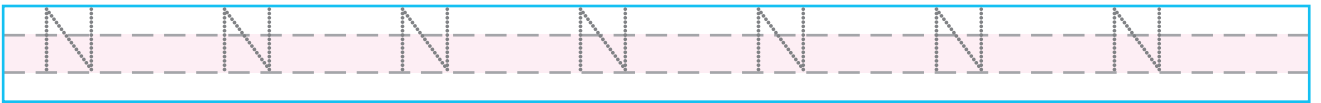
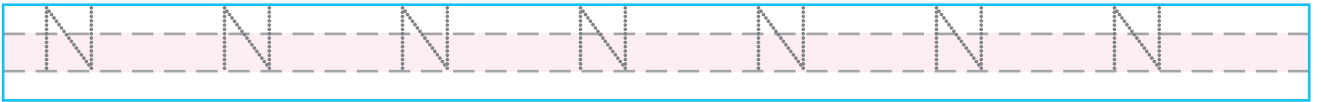
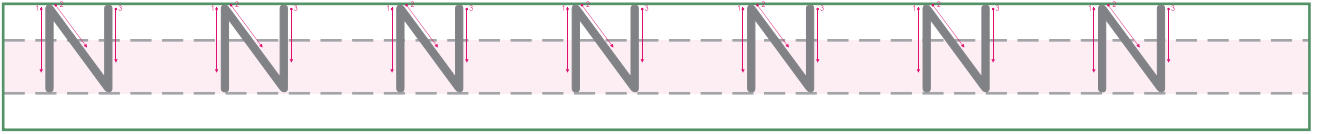
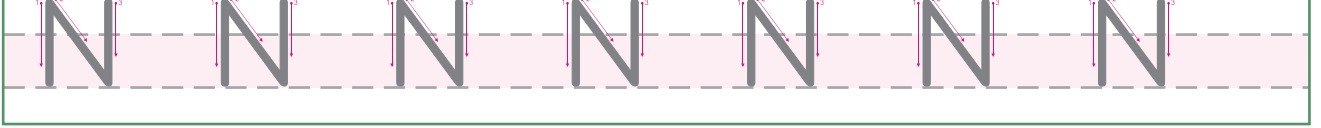
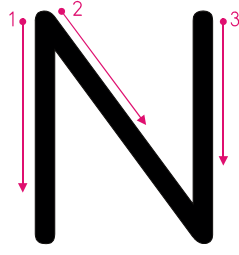
Okan konakla. Okan konakla.

Blank handwriting practice line

O konan ne? O konan ne?

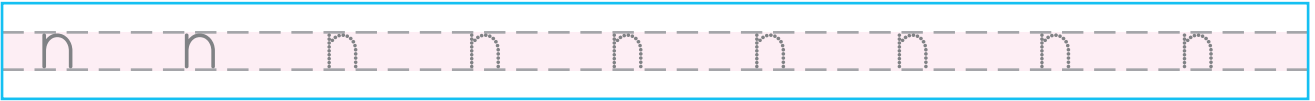
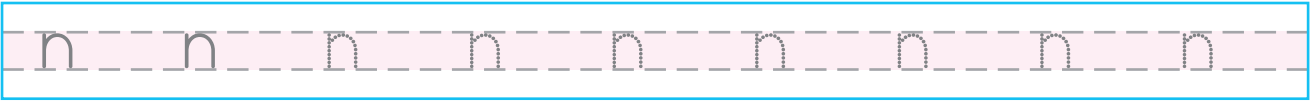
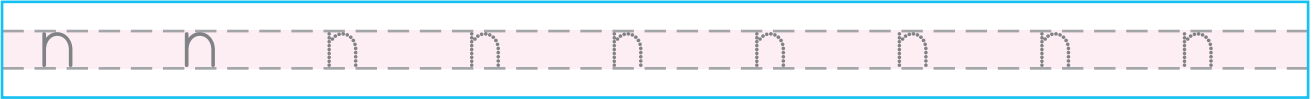
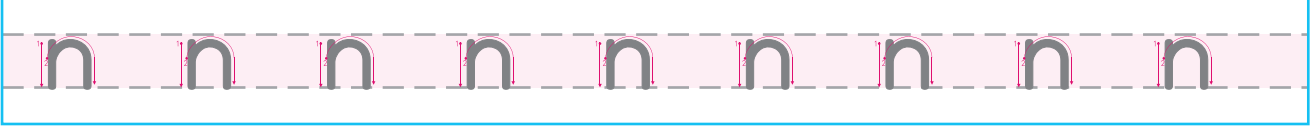
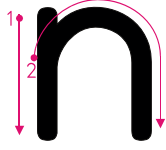
Blank handwriting practice line

YAZINIZ



Değerlendirme: Geliştirilmeli 😞 İyi 😊 Çok iyi 😄 Velinin imzası:

YAZINIZ



Değerlendirme: Geliştirilmeli 😞 İyi 😊 Çok iyi 😄 Velinin imzası:

OKUYUNUZ - YAZINIZ

AL

Al, ane al.

Anne iki kek al.

Annene kek al.

İki kek al.

1 kek Ali'nin.

1 kek annenin.



Handwriting practice line with a dashed middle line.

Handwriting practice line with a dashed middle line.

Handwriting practice line with a dashed middle line.

Handwriting practice line with a dashed middle line.

Handwriting practice line with a dashed middle line.

Handwriting practice line with a dashed middle line.

Handwriting practice line with a dashed middle line.

Değerlendirme: Geliştirilmeli 😞 İyi 😊 Çok iyi 😄 Velinin imzası:

HECEDEN SÖZCÜK OLUŞTURMA

✓ Hecelerden sözcükler yazınız.

ne in ne ni ~~li~~

~~el~~ in le lan il

li le i a

e ni i le

nan lin i ki

etti etti		

Değerlendirme: Geliştirilmeli 😞 İyi 😊 Çok iyi 😄 Velinin imzası:

OKUYUNUZ - YAZINIZ

Natan Natan

Nitan Nitan

Ekin Ekin

Nita Nita

Kenan Kenan



Li li li
Lin lin lin
La la la
Lak laka la
Lek leke le

İnan'ın inan.

Annene inan.

Ninene inan.

Ekin'e inan.

Ni'e inan.

Değerlendirme:

Geliştirilmeli 😞

İyi 😊

Çok iyi 😄

Velinin imzası:

OKUYUNUZ - YAZINIZ

ELLE

Empty writing box for the word 'ELLE'.

Nalan elle.

Empty writing box for the sentence 'Nalan elle.'

Nail'in elini elle.

Empty writing box for the sentence 'Nail'in elini elle.'

İnal elle.

Empty writing box for the sentence 'İnal elle.'

İlke'nin elini elle.

Empty writing box for the sentence 'İlke'nin elini elle.'

Nalan, Nail el ele.

Empty writing box for the sentence 'Nalan, Nail el ele.'

İnal, İlke el ele.

Empty writing box for the sentence 'İnal, İlke el ele.'

1 kek Nalan'a at

Empty writing box for the sentence '1 kek Nalan'a at'.

2 kek Nail'e at

Empty writing box for the sentence '2 kek Nail'e at'.

3 kek Alı'nın.

Empty writing box for the sentence '3 kek Alı'nın.'

2 kek annenin.

Empty writing box for the sentence '2 kek annenin.'

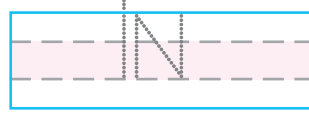
1 kek ninenin.

Empty writing box for the sentence '1 kek ninenin.'


Değerlendirme: Geliştirilmeli 😞 İyi 😊 Çok iyi 😄 Velinin imzası:

OKUYUNUZ - YAZINIZ

İN



İN, in, in.



Ali in.




Kenan in.



Nalan in.



İN, Nil in.



Five sets of empty handwriting practice lines, each consisting of a solid top line, a dashed middle line, and a solid bottom line.



Değerlendirme: Geliştirilmeli 😞 İyi 😊 Çok iyi 😄 Velinin imzası:



OKUYUNUZ - YAZINIZ

Inat, Nail'e kek at. Inat, Nail'e kek at.

Ali atana in. Ali atana in.

Keki at Lale. Keki at Lale.

Kalan ne? Kalan ne?

Değerlendirme:

Geliştirilmeli 😞

İyi 😊

Çok iyi 😄

Velinin imzası:

YAZINIZ - OKUYUNUZ

✓ Boş kutucuklara n yazınız. Oluşan sözcükleri yazınız.

n	i	n	e
a			e
i		l	e

e	k	e	
a	k	a	
e	k	i	

i	l	a	
i		e	
	i		e

nine

i		e	k
a		l	a
e		l	i

k	e		e
k	a		a
a	k	a	

e		i	k
i		i	l
a		l	a

İnen inene

Alan alana

Al kekik annene

Al nane ninene



Değerlendirme:

Geliştirilmeli



İyi

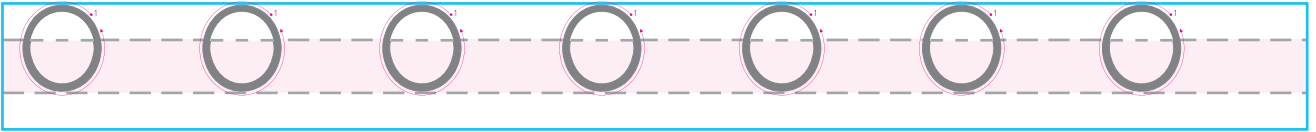
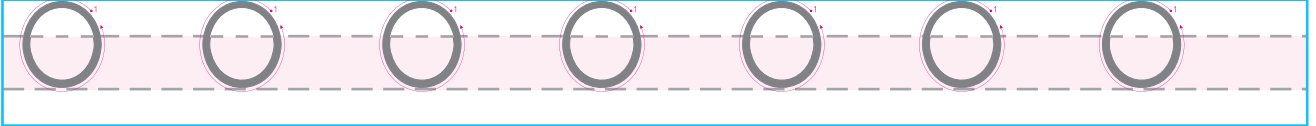



Çok iyi



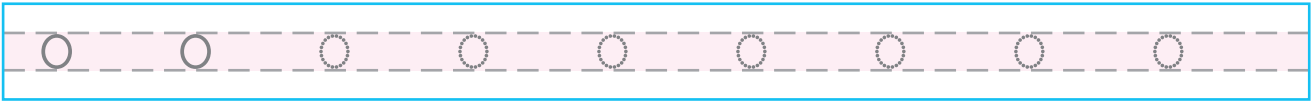
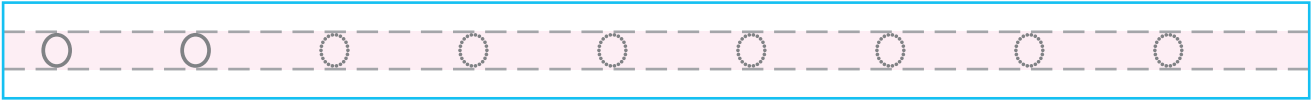

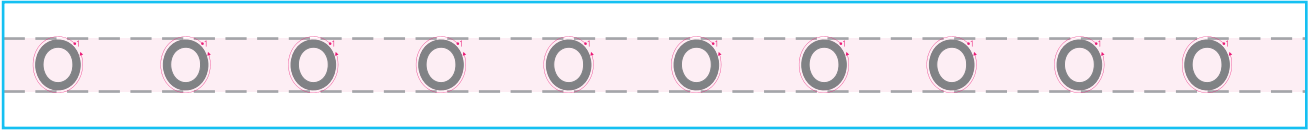
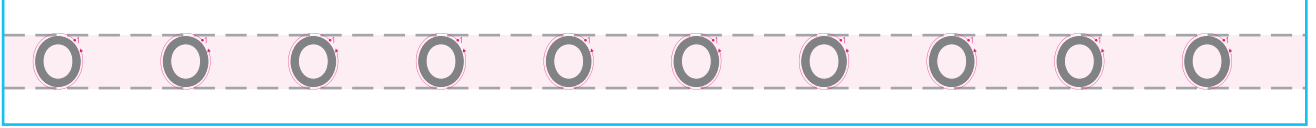

Velinin imzası:

YAZINIZ



Değerlendirme: Geliştirilmeli 😞 İyi 😊 Çok iyi 😄 Velinin imzası:

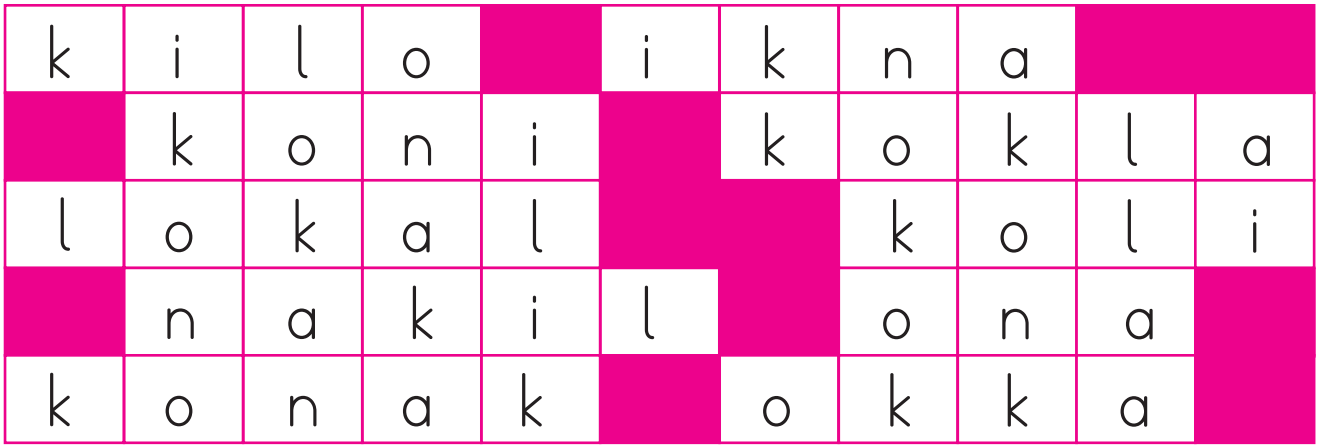

YAZINIZ



Değerlendirme: Geliştirilmeli 😞 İyi 😊 Çok iyi 😄 Velinin imzası:

SÖZCÜK BULMACA

✓ Sözcükleri bulmacadan bulup boyayınız.



Okan kokla. Okan kokla. Okan kokla.

Konak al. Konak al. Konak al.


Kenan koli al. Kenan koli al.

Değerlendirme: Geliştirilmeli 😞 İyi 😊 Çok iyi 😄 Velinin imzası:

OKUYUNUZ



OKAN AL



Okan, ona al.

Okan, Nil'e al.

İki kek al.

O kek Ali'nin.

O kek Nil'in.

İki kek Nil ile Ali'nin.



Değerlendirme: Geliştirilmeli 😞 İyi 😊 Çok iyi 😄 Velinin imzası:

OKUYUNUZ - YAZINIZ

Ali iki koli al.

Ali iki koli al.

Okan Ekin'i anta.

Okan Ekin'i anta.

Nail ile el ele.

Nail ile el ele.

Nil o kene.

Nil o kene.

Ela on kek al.

Ela on kek al.

Ona iki lale al.

Ona iki lale al.

O akan ne?

O akan ne?

Değerlendirme:

Geliştirilmeli



İyi



Çok iyi



Velinin imzası:

OKUYUNUZ - YAZINIZ

✓ Boş kutucuklara o yazınız. Oluşan sözcükleri yazınız.

k		k	
k		n	
k		l	
k		n	i

k		l	i	
e	k		l	
l		k	a	l
k		k	l	a

Handwriting practice line with a dashed midline.

Handwriting practice line with a dashed midline.

Ati, Nitan kol kola. Ati, Nitan kol kola.

Handwriting practice line with a dashed midline.

Okan keki kokla. Okan keki okla.


Handwriting practice line with a dashed midline.

Nil, Ekin'i kolla. Nil, Ekin'i kolla.

Handwriting practice line with a dashed midline.

Değerlendirme: Geliştirilmeli 😞 İyi 😊 Çok iyi 😄 Velinin imzası:

E - L - A - K - İ - N



el

al

le → elle

la → alla

ek → ekle

ak → akla

lek → elek

ke → eke

ka → kale

kel → kelle

lak → laklak

il → ille

ki → iki

lik → keklık

li → lila

kil → killi

en → enli

an → anne

in → inle

ne → neli

na → nane

ni → nine

len → elen

lan → alan

lin → elin



nal → nalla

nil → Nil'le

nek → inek

kan → akan

kin → ekin

ken → eken



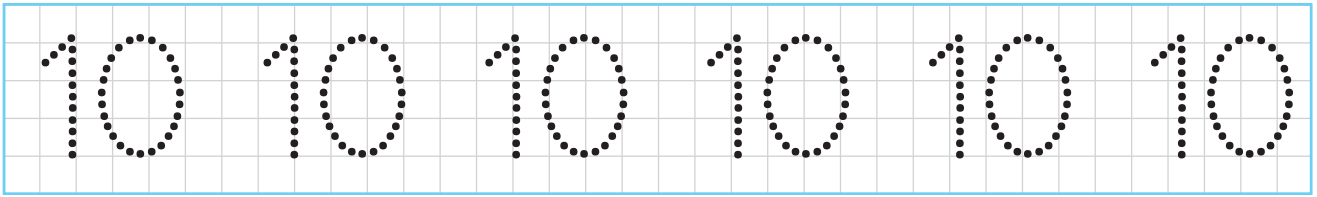

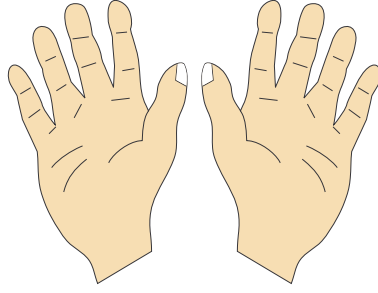

nik → enik

nin → enin

nakil



10 SAYISI



✓ Her bölümde kaç nesne olduğunu işaretleyiniz.




8 9 10



8 9 10











8 9 10



8 9 10

10 'A TAMAMLAMA


✓ Her çocuk 10 tane kalemi olsun istiyor. Her bölüme gerekli sayıda kalem çiziniz.



10 İLE 20 ARASINDAKİ DOĞAL SAYILAR



1. Cıvcıvlerin 11'ini yuvarlak içine alınız.



2. Kelebeklerin 11'ini boyayınız.




3. Arıların 12'sini yuvarlak içine alınız.



4. Elmaların 12'sini boyayınız.







1. Topların 13 tanesini yuvarlak içine alınız.



2. Armutların 13 tanesini boyayınız.



3. Pastaların 14 tanesini yuvarlak içine alınız.




3. Topların 14 tanesini boyayınız.



SAYALIM


1. Çileklerin 8 tanesini okla tabağa götürünüz.



2. Muzların 12 tanesini okla tabağa götürünüz.




3. Elmaların 10 tanesini okla tabağa götürünüz.



4. Çiçeklerin 14 tanesini okla vazoya götürünüz.





1. Her grupta kaç pasta olduğunu sayıp yazınız.




..... pasta



..... pasta

2. Elmaların 15 tanesini yuvarlak içine alınız.



3. Küplerin 16 tanesini yuvarlak içine alınız.



4. Eriklerin 16 tanesini boyayınız.







1. Kalemırařların 17 tanesini yuvarlak iine alınız.



2. Oyuncak ayıların 17 tanesini boyayınız.




3. Domateslerin 18 tanesini boyayınız.



4. Her grupta ka meyve olduėunu sayıp yazınız.



..... ilek



..... kayısı



1. Her grupta kaç şeker olduğunu sayarak yazınız.

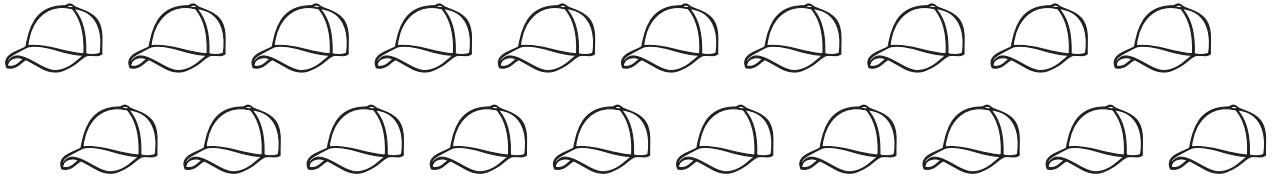


..... Şeker



..... Şeker

2. Şapkaların 19 tanesini boyayınız.



3. Yıldızların 20 tanesini boyayınız.



4. Şekerlerin sayısı kaç onluktur?



..... onluk



..... onluk

Nesne Sayısını Belirleme

○ Aşağıdaki cevizleri sayalım. Yanda verilen kutulara kaç tane ceviz olduğunu örnekteki gibi yazalım.



→

10	on
----	----



→

--	--



→

--	--



→

--	--



→

--	--



→

--	--

Nesne Sayısını Belirleme

○ Aşağıdaki cevizleri sayalım. Yanda verilen kutulara kaç tane ceviz olduğunu örnekteki gibi yazalım.



16 on altı



--	--



--	--



--	--



--	--



BİLGİ SANDIĞI

0, 1, 2, 3, 4, 5, 6, 7, 8, 9 birer rakamdır. Sayıları bu rakamları kullanarak yazarız.

Etkinlik-13


○ Aşağıdaki nesnelere sayılarıyla örnekteki gibi eşleştiriniz.




3



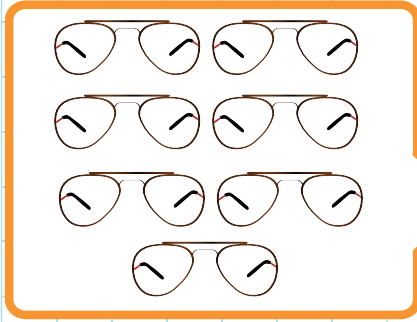
6



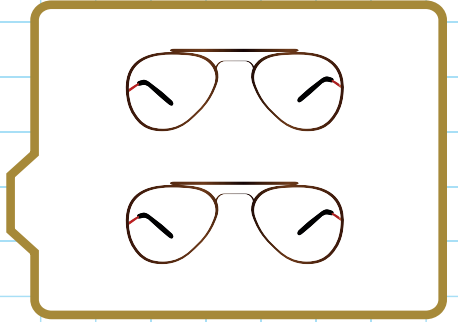
4



7



5




1

8



2



9

ETKİNLİKLER

Etkinlik-14

○ Aşağıdaki nesnelere sayınız. Sayma sonucunuzu kutuların içine yazınız.

