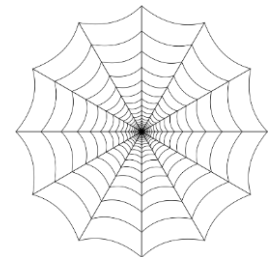
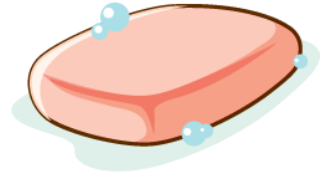


L L







İçinde "l" sesi olan varlıkları işaretleyelim.



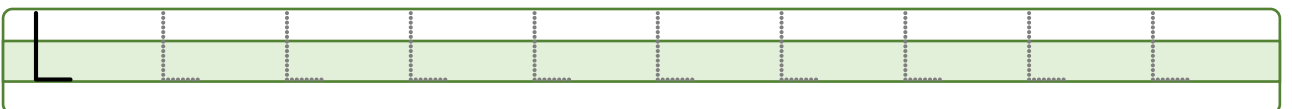
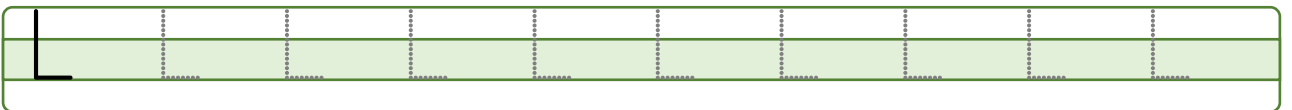

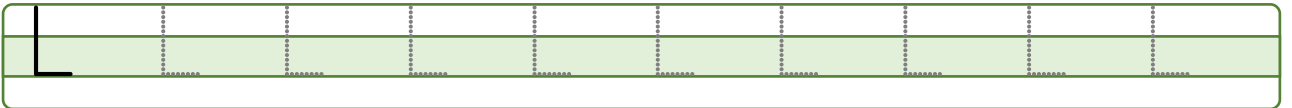
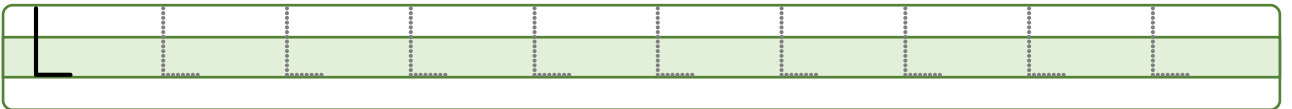



'L' sesi nerede? Uygun şekli boyayalım.



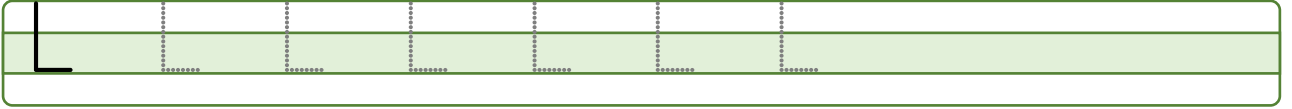



'L' harfini yazılış yönüne dikkat ederek yazalım.





'L' harfini yazılış yönüne dikkat ederek yazalım.





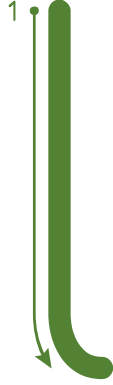
'l' harfini yazılış yönüne dikkat ederek yazalım.



Handwriting practice lines for the letter 'l'. Each line consists of a solid top line, a dashed middle line, and a solid bottom line. The first line shows a solid 'l' followed by several dashed 'l's for tracing. The remaining seven lines show only dashed 'l's for tracing.

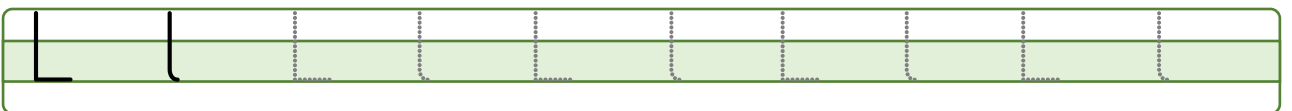

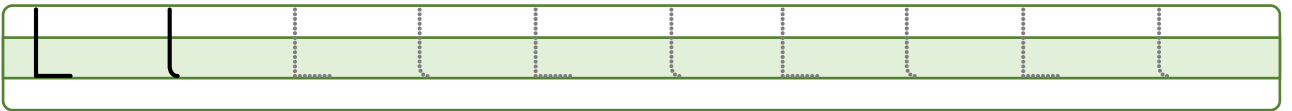
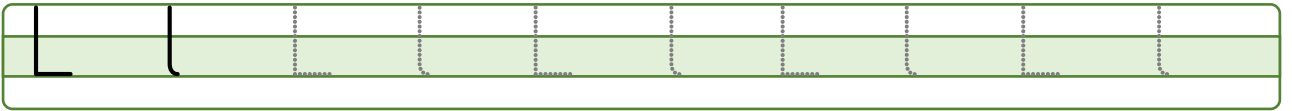


'l' harfini yazılış yönüne dikkat ederek yazalım.





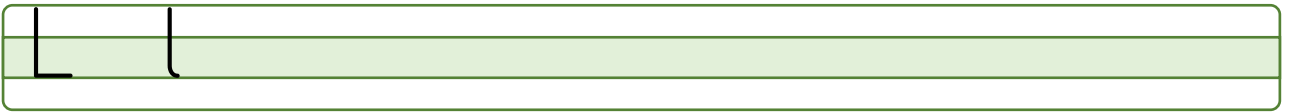
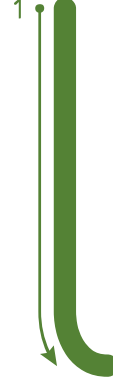
Harfleri yazılış yönüne dikkat ederek yazalım.







Harfleri yazılış yönüne dikkat ederek yazalım.





Hece ve kelimeleri okuyup yazalım.

e

t

el



el el el el

el

el

t

e

le



le le le le

le

le

e

te

ete



ete ete ete ete


ete

ete

el

te

elle



elle elle elle

elle

elle



Cümleyi okuyup yazalım.

el

ele

El ele.



El ele el ele

El ele, El ele,

El ele,



Metni her okuyuşumuzda bir limonu boyayalım. Daha sonra metni yazalım.

Elle



El ele, el ele.



El ele elle.




Ele ele elle.



El elle, el elle.



Elle, elle, ele.






Karesel okuma metnini bol bol okuyalım.

Elle.  
El elle.  
El ele elle.  
El elle.  
Elle.



'İçinde 'l' harfi olan limonları boyayalım.





'L' harflerini boyayarak gizli varlığı bulup resmini yapalım.

|   |   |   |   |   |   |   |   |  |
|---|---|---|---|---|---|---|---|--|
| a | ü | V | Ç | z | e | o | F |  |
| H | l | L | l | ö | l | m | C |  |
| j | L | v | h | p | L | A | k |  |
| Z | L | l | l | J | L | ş | Y |  |
| D | l | a | B | e | L | R | n |  |
| E | L | L | l | g | l | L | l |  |
| m | k | r | f | o | n | y | i |  |



Görselleri ok çizerek uygun kelimelerle eşleştirelim.




ele

el

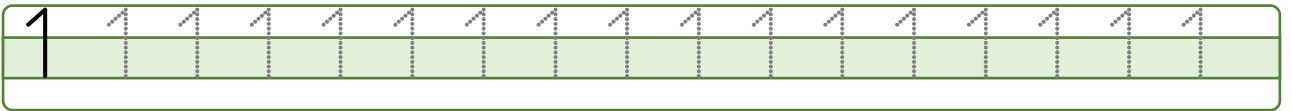
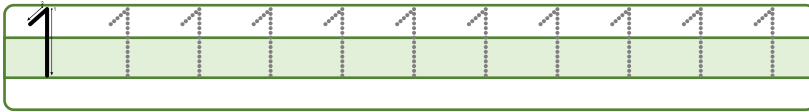
elle



İçinde 1 tane varlık olan kutucukları işaretleyelim.



'1' rakamını yazılış yönüne dikkat ederek yazalım.



# DİK TEMEL HARF GRUPLARI

| Gruplar | Küçük Harf       | Büyük Harf       |
|---------|------------------|------------------|
| 1.Grup  | e, l, a, k, i, n | E, L, A, K, İ, N |
| 2.Grup  | o, m, u, t, ü, y | O, M, U, T, Ü, Y |
| 3.Grup  | ö, r, ı, d, s, b | Ö, R, I, D, S, B |
| 4.Grup  | z, ç, g, ş, c, p | Z, Ç, G, Ş, C, P |
| 5.Grup  | h, v, ğ, f, j    | H, V, Ğ, F, J    |

Görüş ve önerileriniz için Telegram kanalımızdan bize ulaşabilirsiniz.

Faydalı olması dileğiyle güle güle kullanın...



 **HASAN YILDIRIM** 